

Siedle Steel



## Siedle Design First class

Where good design is concerned, Siedle relies exclusively on its own expertise. Since 1975, product and corporate design have been the responsibility of the head of design at Siedle Eberhard Meurer. During this time, Siedle has received more than 60 national and international awards for top design quality.



European Community  
Design Prize

### Siedle Steel



International Design Award  
Baden-Württemberg 2000

### Siedle Steel orientation system



Red dot award  
product design 2002

### Siedle in-house telephones



iF Product Design Award  
2007

### Siedle hands-free telephones



TÜV Nord  
Userfriendliness approved  
Universal Design  
IDZ 2008

### Innovationspreis

Innovation Award  
architecture and construction  
in the category  
"products of high architectural  
quality"  
2002



Design Award of the  
Federal Republic of Germany  
Nominated 2004



Innovation & Design Award  
Top Selection  
LivinLuce EnerMotive 2007



Red dot design award  
winner 2008



Premio Intel Design  
Mailand 1999

### Innovationspreis

Innovation Award  
architecture and construction  
in the category  
"products of high architectural  
quality"  
2004



Red dot design award  
winner 2007  
"best of the best"



Good Design Award 2007

Accepted into the design col-  
lection of the Chicago Athena-  
eum: Museum of Architecture  
and Design



Good Design Award 2007

Accepted into the design col-  
lection of the Chicago Athena-  
eum: Museum of Architecture  
and Design



International Design Award  
Baden-Württemberg 2007



Delta Award ADI-FAD  
Barcelona 2007



Design Award of the  
Federal Republic of Germany  
Nominated 2008

## Siedle Steel

### Upwardly open




The Siedle Steel communication system was developed as a means of realizing wishes, plans and ideas. It offers scope for individual design creativity with all the quality and precision of industrial manufacture. It is this which sets Siedle Steel apart from individually designed solutions by craftsmen, which can never match the standard of precision workmanship and material quality achievable using modern industrial production.

Every Steel system is configured and constructed to the client's specifications. Which is why maximum application scope was one of two underlying design aims.

The second aim was one which admits no compromise: the achievement of perfection. Perfection in terms of function, achievable only through engineering excellence. And perfection in terms of material: all fronts are made totally of solid metal to an exemplary standard of workmanship. Perfection in terms of design: solid construction without visible evidence of fixtures, flat and uncluttered surfaces, clear lines and precise edges all serve to emphasize the aesthetic appeal of the material.

The design quality of Siedle Steel is based on a consistent and authentic approach. The design and functional scope it opens up is second to none. Steel systems belong to that rare breed of products which define the limits of the achievable in their field. So have all these aims been reached? Not quite. Maximum scope for versatility and perfection are goals that seem to recede further into the distance the closer we approach. Siedle Steel is an upwardly open system not only for those who use it, but for its creators too. Our work goes on.



## Production

### Modern manufacture



Of course machines are used to manufacture Siedle Steel. The front panels, for instance, are cut by a high-performance laser controlled directly from a CAD program. Although high-tech features largely in the production process, Siedle Steel enjoys more hands-on personal attention than any other of our products. Otherwise such a degree of product differentiation would never be achievable. As every customer envisages a totally individual system, every one is unique. There is no automated production system in existence to cope with this complex variety, and certainly not to the required standard of quality. Siedle Steel has the skill and meticulous care of our workforce to thank for its unique standing in the marketplace.

Perfection is more than simply a question of engineering: modern manufacturing excellence is characterized first and foremost by motivation born of a basic human attribute: pride in our own achievement.

THE NEW YORK PUBLIC LIBRARY



Peter Singer

## Door station for flush mounting



Completely smooth without visible evidence of fixture, the solid front panels underline the clear styling and character of its material. Available material options are brushed stainless steel, anodized aluminium and burnished brass, while surface treatments include a PVD coating in brass or chrome style and the individual paint finish. A two-level construction further increases the scope for stylistic diversity. The mounting level with its functional elements becomes visible at the edges of the front panel and through the precise laser-cut apertures. Mounting and control level may match, complement or contrast with each other in colour, structure and surface finish. The two-layer installation remains extremely flat. In the flush-mount version, the front operating panel with its thickness of two millimetres, projects a full six millimetres above the wall. And if it needs to be even flatter, the concealed door station can even nestle into the façade to produce a flush surface (Examples: pp. 15, 19, 22, 23).

An example of subtle contrast: mounting level in black matt satin-finish, control level in black high-gloss paint finish.



The traditional character of burnished brass creates an appealing contrast to the clear, precise aesthetics of Siedle Steel.



The raised house number is brushed crossways, the stainless steel front lengthways. A call display replaces long rows of bells in large buildings.





## Communication pedestal

The communication pedestal makes its own unique mark. Without disturbing the façade or door, the pedestal simply stands where it makes the greatest impact. It provides its own format, both aesthetically and with a range of ergonomically positioned functions for maximum user convenience.

The interaction of form and function is reflected in the detail features too: the concealed fixture for the metal front serves both as a design element and protection against vandalism, as do the invisibly fixed call and code lock buttons and an intercom system devoid of loudspeaker openings. An electromagnetic pilfer safeguard\*, controllable only from inside the building, locks and unlocks the front panel.

\* optional accessory



The precise laser-cut apertures in the control level reveal the mounting level with the functional elements – pictured at the top is the fingerprint reader. Control level: anodized aluminium, mounting level and housing: individual paint finish in signal orange (RAL 2010).



Flat profile: forward projections are only present where function demands – as in the LED spot for example.



The stainless steel mounting level converges with a 10 mm thick bracket, which is screwed to the floor.

The use of two LED light modules turns the communication pedestal into a lighting pillar – blending in perfectly with the free-standing communication system at the entrance. Finish: mounting level, housing and control level: black matt silk-finish (RAL 9005).

# GALERIE



AS SIEBEL

## Pass-through letterbox



Contemporary door communication entails more than ringing and speaking. It encompasses information, vision, surveillance, access control, switching, lighting – and of course receiving the post. The most elegant way to implement these functions is to integrate a pass-through letterbox in the flush-mounted door

station. The flush, firm-fitting letterbox flap is made of the same material as the front panel and is easily capable of standing firm against even the most violent gusts of wind. Post falls into an inclined shaft and is removed from the rear. All versions of Siedle letterboxes naturally comply with the European Standard DIN 13724.




The pass-through letterbox is available in two widths (238 and 378 millimetres). The design grid guarantees coherent proportions no matter what the combination.

Door station in burnished brass, mounting level and light cover in black matt silk-finish paint. Equipped with LED panel light, intercom unit, large-area button and pass-through letterbox. The lettering is cut from the front panel by laser.



# Anwaltskanzlei

Zellner & Sozien



## Letter box with frontal removal



Where a wall recess is provided rather than a breakthrough, mail removal from the front is the ideal answer. Removal door and lifting rail are made of the same material as the front panel.

The attractive surface conceals the underlying functional quality: the letterbox chamber is fitted with protection against condensation and driving rain keeps the post dry, and the removal door opens downwards instead of the side to prevent mail from falling onto the floor.



Material and surface determine the character of the door station – and hence of the entire entrance as well. Siedle Steel offers the choice: where stainless steel appears too cold and clinical, the brass look is an alternative. The material behind the exterior is not actually brass, which calls for regular care and maintenance, but solid stainless steel. After a number of polishing operations, it receives a high-tech coating to provide the surface with life-long tarnish protection.

Door station in brushed stainless steel, mounting level in dark grey micaceous paint (DB-703), light cover in stainless steel. Equipped with LED panel light, intercom unit, electronic key reader and large-area button. Foil lettering with sandblasting appearance.



## Communication pedestal with letterbox



The free-standing communication pedestal conveys an inimitable assurance of style when it comes to making an impression. As an eye-catcher at the entrance, the pedestal provides the perfect basis for presentation of a company name or logo. The LED panel light makes for ideal illumination of the lettering,

while the integrated letterbox demonstrates how to make a design virtue out of a functional necessity. It is broad enough to receive bulky post without bending. Its measurements determine the proportions of the pedestal, giving an impression of grandness without being overpowering.



The ideal addition: a light pedestal with LED lamp, here at a height of 40 centimetres to illuminate the path.

Front panel, call button and light cover made of stainless steel, Duraflon-coated (metallized sheen) mounting level and housing. Painted stainless steel (RAL 7015). Lettering: laser cutting technology

## Door side panel



Integration into a door side panel sets Siedle Steel off to maximum effect. The generous metal surface becomes a design feature that makes an unmistakable mark in the entrance area.

## Glass mounting



Siedle-Steel for glass mounting is integrated into the glass without a frame or any additional fastenings. When it is mounted directly into the glass cut-out, the wiring forms part of the design concept. It is guided downwards through a flexible stainless steel sheathing. The unit appears to hover at just the right ergonomic level.



## Glass mounting



The panel installation, the second option for glass mounting, positions the communication technology between two glass elements. Without using an additional frame, the Steel panels become an integral part of the glass façade. The uniform paint finish further highlights the homogeneous impression.

## Flush-fitting surfaces



The mounting level is recessed so that the control level fits exactly flush with the surrounding surface. Forward projections are only present where the function demands them – as for the video camera and the spot lighting. Like the surrounding door panel, the system pictured is coated with the extremely durable and dirt-resistant Duraflon.



## Light pedestal and wall light



The use of LED lighting modules extends the Siedle Steel communication system by adding free-standing light pedestals and very flat, elegantly designed integrated wall lights.

Combined with a Steel door station, they guarantee harmonic styling of the entire entrance in a uniform design, from the approach to the building interior.

Each lighting module receives four bright white LEDs that remain recognizable as individual point sources of light. The modules can be arranged in vertical or horizontal rows, giving different levels of illumination and brightness to match their purpose.



Several fastening options guarantee secure positioning. The pedestals are either screwed directly to the foundation or to a base set in concrete.





The communication terminal is based on an industrial PC optimized by Siedle to achieve extreme operating security. It performs all the functions of a door station including access control by code lock and connection to the public telephone network. Furthermore, it opens up the entire world of PC-aided information and access to the Intranet or Internet.

Flush-mounted system in special paint finish, with video surveillance, communication terminal, access control and letterbox.



Your own ideas, special requirements or building specifications that do not fit the standard are challenges that particularly appeal to Siedle Steel. After all, it was designed specifically for such purposes. The examples show just how much scope there is to accommodate individual needs. For more details, contact our project sales or one of our centres (see page 28 for addresses).



Centre  
Large-area button and movement sensor mounted separately.

Right  
Compulsory in many buildings: a key depot for the fire brigade. What would normally be an aesthetic irritation becomes an integral part of the communication system in the Siedle Steel design – fully compliant with fire brigade and indemnity insurance regulations.



## Orientation system



As an addition to a Siedle door station or in its own right: the orientation system makes an instant impression with its flawless surfaces and meticulously engineered two-part structure.

Cut-outs in the top panel reveal the mounting level below. Both levels are available in an individual paint finish, and the top panel can also be selected from a range of different materials.

Their outstanding design versatility and clear styling allow these direction signs to take on their own individual personality, from the bold to the subtly unobtrusive. They can be integrated seamlessly into any furnishing concept, colour scheme or signage system.

In addition to a range of pictograms and inscribable signs of standard size, the signage system also offers the same lettering options and the same freedom in design as the Siedle Steel communication system, from which it originates. It therefore comes as no surprise that they blend together harmoniously. Our project sales will be pleased to advise if you would like to find out more: +49 7723 63-565.

## Sample applications



A Steel door station only becomes part of the architecture when actually put to use. Ultimately, we cannot control the effect and appearance of a system, how it reacts to the building and the surrounding materials or whether it establishes a contrast or blends in with the surroundings. Instead, it is in the hand of the user.

Because we are aware of this, we view our customers as partners rather than consumers. What we give you is not a finished product but an upwardly open system and maximum scope for individual configuration. Design and engineering set out a principle; the examples then indicate how far the styling spectrum extends.







## Siedle in-house telephones

As individual as your interior decoration



An in-house telephone is not only communication technology. It also part of the furnishings. This why Siedle in-house telephones can create more than a link to the door. They flatter the beholder's sense of good design, awaken pleasure in beautiful objects and demonstrate personal style and taste.

Responsible for all of this is the Siedle Individual design concept. It offers eleven versions as standard. In addition to this, we prepare a tailor-made quotation for every individual installation requested.

And of course the in-house telephones are not only items of furnishing, they are also communications technology. This is why they not only look good. They function perfectly, are easy to operate and guarantee a long, fault-free product life. After all they are from Siedle.

You can find a complete overview of all design and model options in our brochure "Door Communication". Request a brochure on +49 7723 63-340 or from [www.siedle.com](http://www.siedle.com)



## Siedle hands-free telephones

Simply natural. Naturally simple.



The receiverless alternative to the classical in-house telephone: a hands-free telephone permits communication in its most original form – as a natural conversation. The manner in which the hands-free telephones perform their function is similarly natural and straightforward. Their clear design guarantees simple, intuitive operation – without a magnifying glass, use of fingertips or a painstaking search for the right button. The large key controls the most important function: it accepts and terminates calls. If your hands happen to be full, you can operate it with your shoulder or elbow.

Anti-slip, pleasant-to-touch materials, clearly recognizable and comprehensible symbols, signal LEDs, excellent speech quality and, not least of all, the avoidance of undue miniaturization are details that contribute to reliable and secure operation. The hands-free telephones are available in the same design and model versions as the Siedle in-house telephones.

You can find a full overview and further information on the Siedle indoor stations in the brochure "Door Communication". Request a brochure on +49 7723 63-340 or from [www.siedle.com](http://www.siedle.com)



If you would like to see more, come and visit us! No brochure can take the place of seeing the object for yourself, and few specialist dealers can demonstrate the entire range of applications for the Siedle system world. Our exhibition centres therefore allow you to experience the functions of Siedle. Form your own picture! Come to us with your wishes and ideas. Bring your plans with you, your architect or your installation engineer. Our advisors will be glad to help you in turning your ideas into reality. Please arrange an appointment so that we can give you our full attention.

AB Utrecht/Nederland  
S. Siedle & Söhne  
Telefon- und Telegrafenerwerke OHG  
Verkoopkantoor Nederland  
Atoomweg 474  
3542 AB Utrecht  
Tel. +31 30 233 0 500  
Fax +31 30 233 0 519  
[www.siedle.nl](http://www.siedle.nl)  
[info@siedle.nl](mailto:info@siedle.nl)

Basel/Switzerland  
Siedle Electric AG  
Rotterdam Straße 21  
CH-4053 Basel  
Tel.: +41 61 3312044  
Fax: +41 61 3313916  
[www.siedle.ch](http://www.siedle.ch)  
[info@siedle.ch](mailto:info@siedle.ch)

Hvidovre/Denmark  
S. Siedle & Söhne  
Telefon- und Telegrafenerwerke OHG  
Denmark/ Finnland/ Sweden  
Avedoreholmen 86  
2650 Hvidovre  
Tel. +45 36 772-477  
Fax +45 36 496-349  
[www.siedle.dk](http://www.siedle.dk)  
[info@siedle.dk](mailto:info@siedle.dk)

Stabekk/Norway  
S. Siedle & Söhne  
Telefon- und Telegrafenerwerke OHG  
Avdeling Norge NUF  
Gamle Drammensvei 48  
1369 Stabekk  
Tel. +47 67 110-607  
Fax +47 67 110-255  
[www.siedle.no](http://www.siedle.no)  
[info@siedle.no](mailto:info@siedle.no)

Innsbruck/Austria  
Siedle Austria GmbH  
Grabenweg 71/II  
A-6020 Innsbruck  
Tel.: +43 512 363060  
Fax: +43 512 363060-60  
[www.siedle.de](http://www.siedle.de)  
[info@siedle.at](mailto:info@siedle.at)

Rumst/Belgium  
S. Siedle & Söhne  
Telefon- und Telegrafenerwerke OHG  
Verkoopkantoor  
België-Luxemburg  
Antwerpsestraat 20  
2840 Rumst  
Tel. +32 3 880560-0  
Fax +32 3 880560-9  
[www.siedle.be](http://www.siedle.be)  
[info@siedle.be](mailto:info@siedle.be)

Berlin/Germany  
Siedle im Stilwerk  
Kantstraße 17  
10623 Berlin  
Tel.: +49 30 8871951-0  
Fax: +49 30 8871951-8319  
[berlin@siedle.de](mailto:berlin@siedle.de)  
[www.siedle.de](http://www.siedle.de)

Furtwangen/Germany  
S. Siedle & Söhne  
Telefon- und Telegrafenerwerke OHG  
Postfach 1155  
78113 Furtwangen  
Bregstraße 1  
78120 Furtwangen  
Tel +49 7723 63-0  
Fax +49 7723 63-300  
[www.siedle.de](http://www.siedle.de)

you will find further Siedle exhibition centres in further countries in our website:  
[www.siedle.com](http://www.siedle.com)

# Function overview




## Intercom system

Electro-acoustically optimized communication, ideally protected behind the continuous stainless steel front.



## Electronic key reader

Proximity door release, with keys available in the form of cards or key rings.





## Buttons

- Light button, backlit
- Call button, backlit, with foil lettering
- Call button, engraved, can be exchanged from front or back




## Card reader slot

Designed to accommodate professional access control technology from all reputable suppliers.




## Large-area button

The alternative to the standard button. Made of the same solid material as the front panel, easy to recognize and operate, with plenty of space for inscriptions or company logos. In a double or single version.




## Fingerprint recognition

Safe, simple, convenient: The finger as a door key. Climate resistant and suitable for out-door use, for up to 100 users.



## Call display

For larger-scale projects: The display replaces rows of bells.



## Code lock

Control centre for access, light and everything operated by switch. Engraved stainless steel buttons, acoustic input control.




## House number, raised

Solid with brushed or coated surface.

## House number, laser cut

The contrasting mounting level shows through laser cut-outs in the solid front panel.



## Key-operated switch

Seamless integration of all standard profile half-cylinders.



## Movement sensor with photoelectric switch

Reacts to people and/or ambient brightness and switches on functions such as the light.



## LED spot

Targeted light for accentuating house numbers, keys and inscriptions.




## Video camera

Mechanically adjustable wide-angle lens with integrated lighting and automatic day/night switchover.



## LED light module

Energy-saving and long-lasting: four light-emitting diodes bathe drives, paths or the entire entrance area in gleaming white light. The modules can be combined into larger lighting units.



Siedle Steel is only one part of the Siedle range. The brochure "Door Communication" provides information on

- Siedle Vario and Siedle Classic communication systems
- Siedle Vario system letterboxes
- in-house telephones, handsfree telephones and video monitors
- building automation with Siedle
- renovation and modernization

**Request a brochure on  
+49 7723 63-340 or from  
[www.siedle.com](http://www.siedle.com)**



